

PROVISIONAL DATA SET: CORPORATE PARENTING PANEL ANNUAL REPORT

Introduction

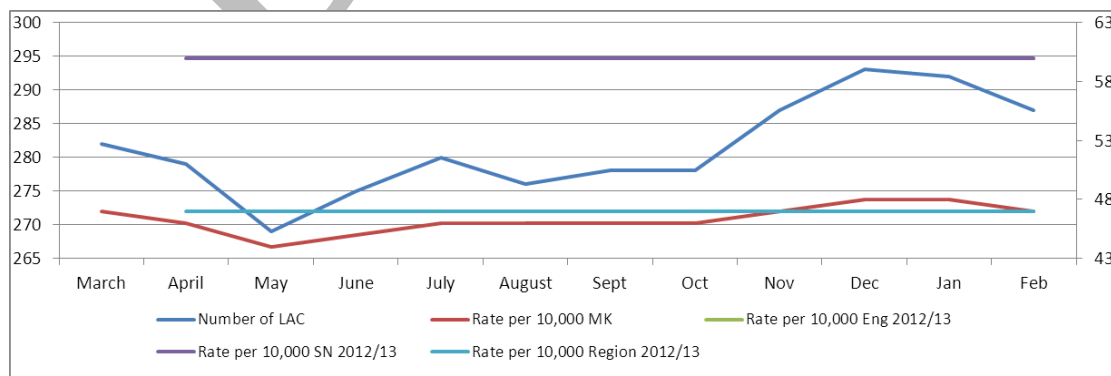
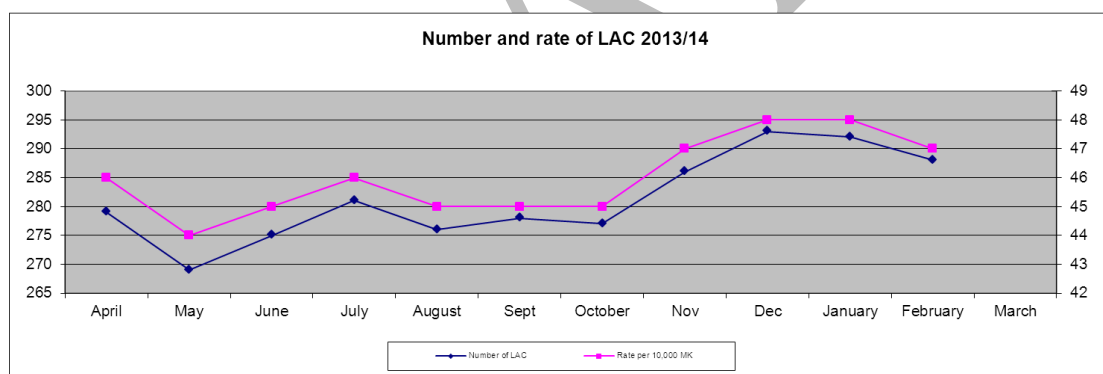
This paper contains the latest available data underpinning the draft Annual Corporate Parenting Report and this will be updated with year-end data for the final report for June 2014

(*Please note that the paragraph numbers in this paper correspond to the relevant paragraph in the main report)

***4.Milton Keynes Children in Care Profile**

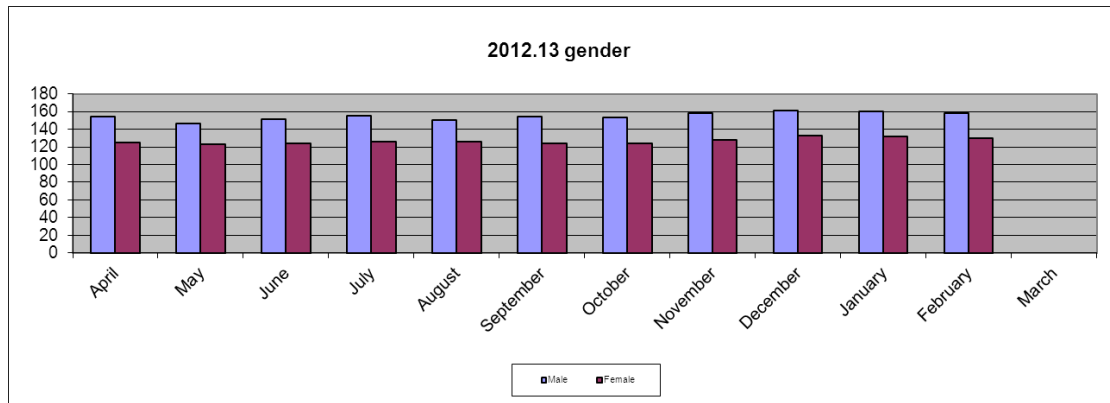
Data: Numbers in Care

	April 2013	Feb 2014
Number of LAC	279	288
Rate per 10,000 MK	46	48
Rate per 10,000 Eng 2012/13	60	60
Rate per 10,000 SN 2012/13	60	60
Rate per 10,000 Region 2012/13	47	47



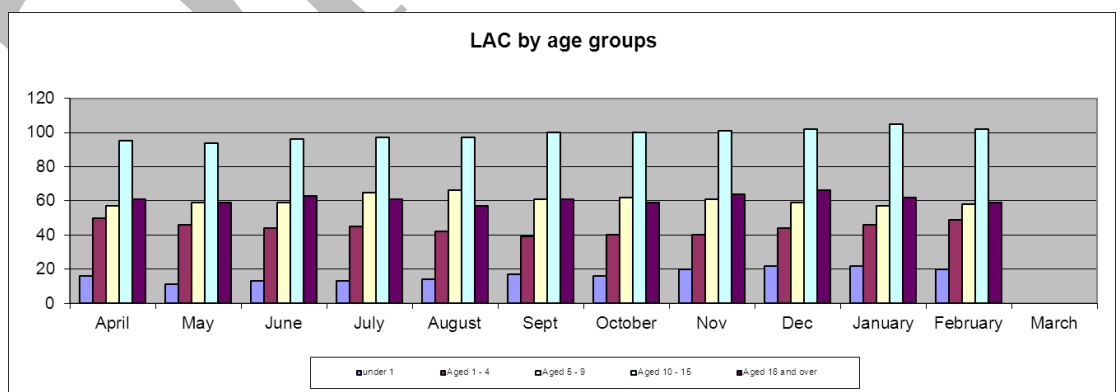
Data: Gender

	April 2013	Feb 2014
Male	154	158
Female	125	130



Data: Age

	April 2013	Feb 2014
under 1	16	20
Aged 1 - 4	50	49
Aged 5 - 9	57	58
Aged 10 - 15	95	102
Aged 16 and over	61	59



Data Ethnicity

	April 2013	Feb 2014
A1 White British	216	222
A2 White Irish	1	1
A3 Any Other White Background	4	4
A4 Traveller of Irish Heritage		
A5 Gipsy /Roma		
B1 White and Black Caribbean	9	10
B2 White and Black African	4	3
B3 White and Asian	4	5
B4 Any Other Mixed Background	5	8
C1 Indian		2
C2 Pakistani	3	4
C3 Bangladeshi	3	3
C4 Any Other Asian Background	5	3
D1 Caribbean	1	2
D2 African	13	13
D3 Any Other Black Background	3	4
E1 Chinese		
E2 Any Other Ethnic Group	8	4
Not obtained / not recorded / unborn		
	279	288

5. Working with Families

Data: Family and Friends Placements

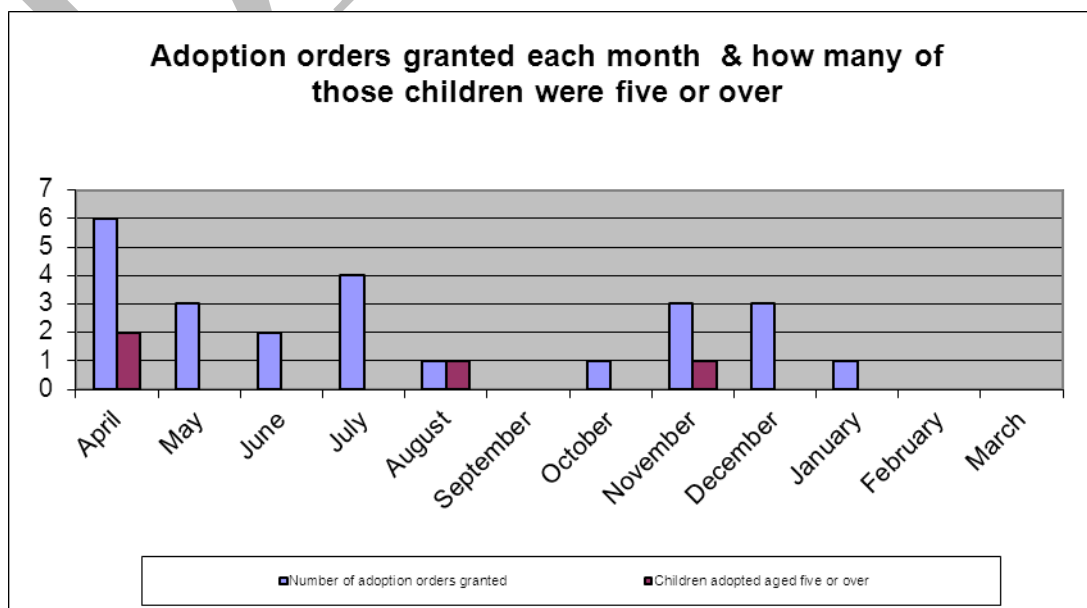
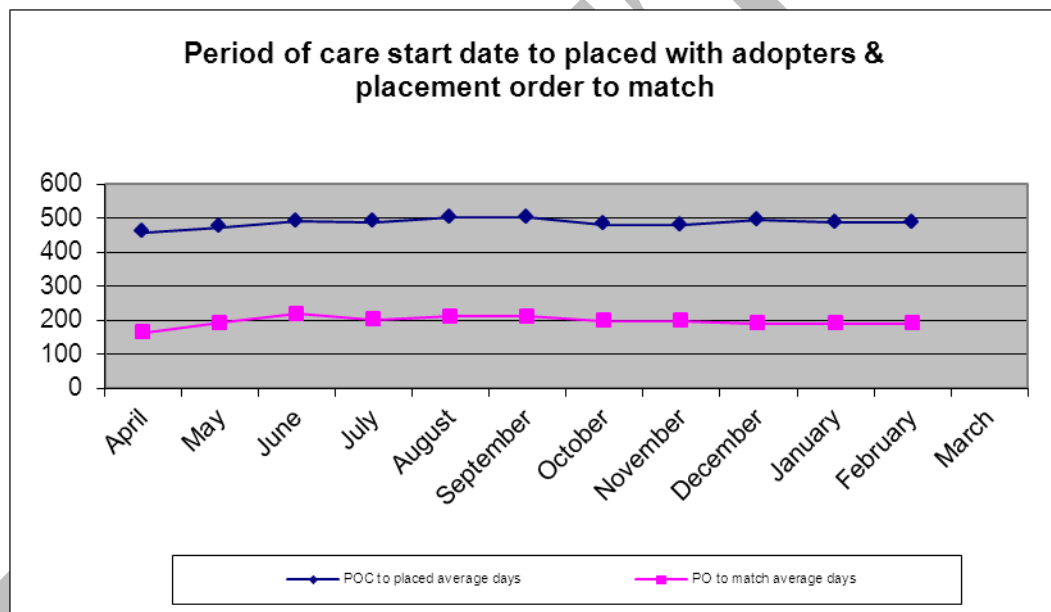
Year	Number Viability Assessments	Number completed/ agreed assessments full	Number of F+F placements
09/10	36	6	
10/11	51	10	
11/12	46	12	
12/13	52	18	33 (as at March13)
13/14 to date	80	22	42 (as at Feb 14)

6. Permanency

Data ; Adoption

	April 2013	Feb 2014		2008/2011 LA Ave	Eng ave
POC to placed average days	459	487		618	625
PO to match average days	164	190		262	171

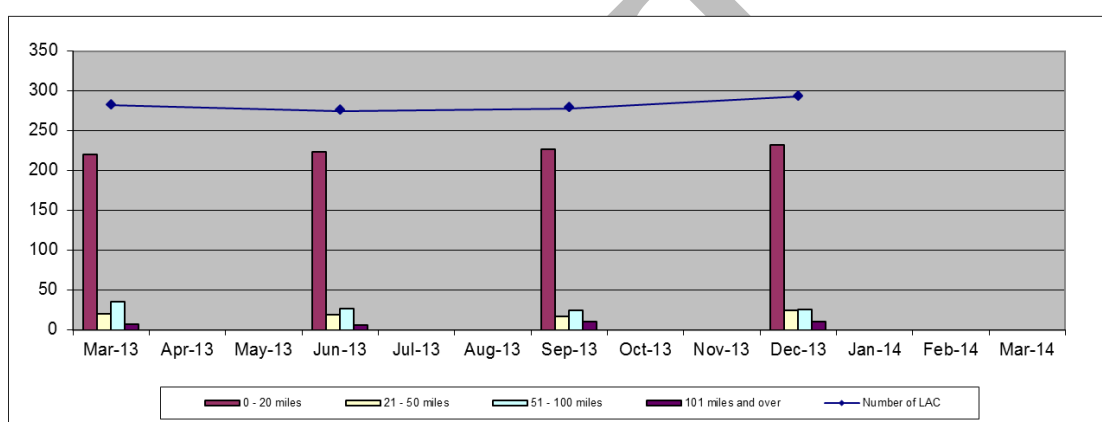
	April	Feb 14	Total to date
Number of adoption orders granted	6	0	24
Children adopted aged five or over	2	0	4



7. Local Placements

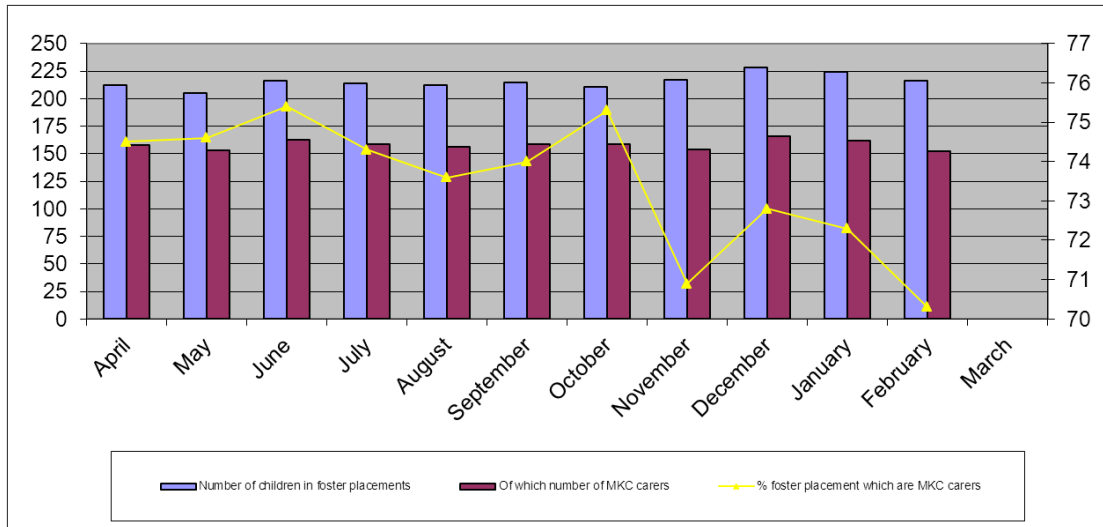
Data : Distance from Milton Keynes (Reported quarterly)

	Mar-13	Jun-13	Sep-13	Dec-13
0 - 20 miles	220	223	227	232
21 - 50 miles	20	19	17	25
51 - 100 miles	35	27	24	26
101 miles and over	7	6	10	10
% 0 - 20 miles	78	81	82	79
Number of LAC	282	275	278	293



Data: Foster Placements

	April	July	October	Feb
Number of children in foster placements	212	214	211	216
Of which number of MKC carers	158	159	159	152
% foster placement which are MKC carers	74.5	74.3	75.3	70.3



Data: Placement type

	April 13	July	October	Feb 14
Placed for adoption	15	13	12	13
In foster placement	212	214	211	216
Internal Residential	5	8	7	5
External Residential	21	21	27	28
Internal Residential School	1	2	2	2
External Residential School	1	1	1	2
Secure	1	1	0	0
Nursing or Residential Assessment	2		2	2
YOI	2	2	1	
Placed with parents	12	8	4	14
Independent living	6	11	8	5

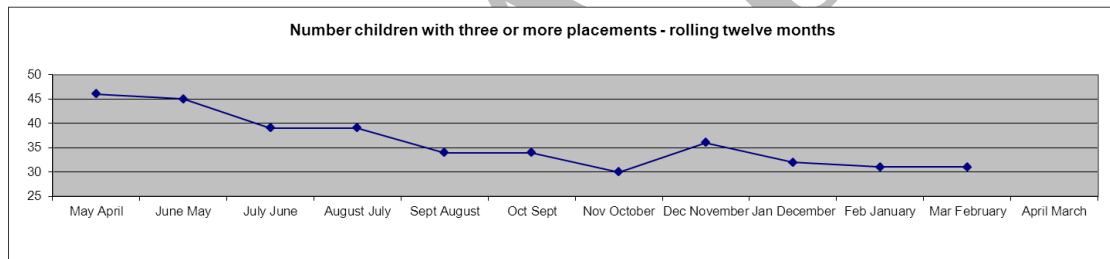
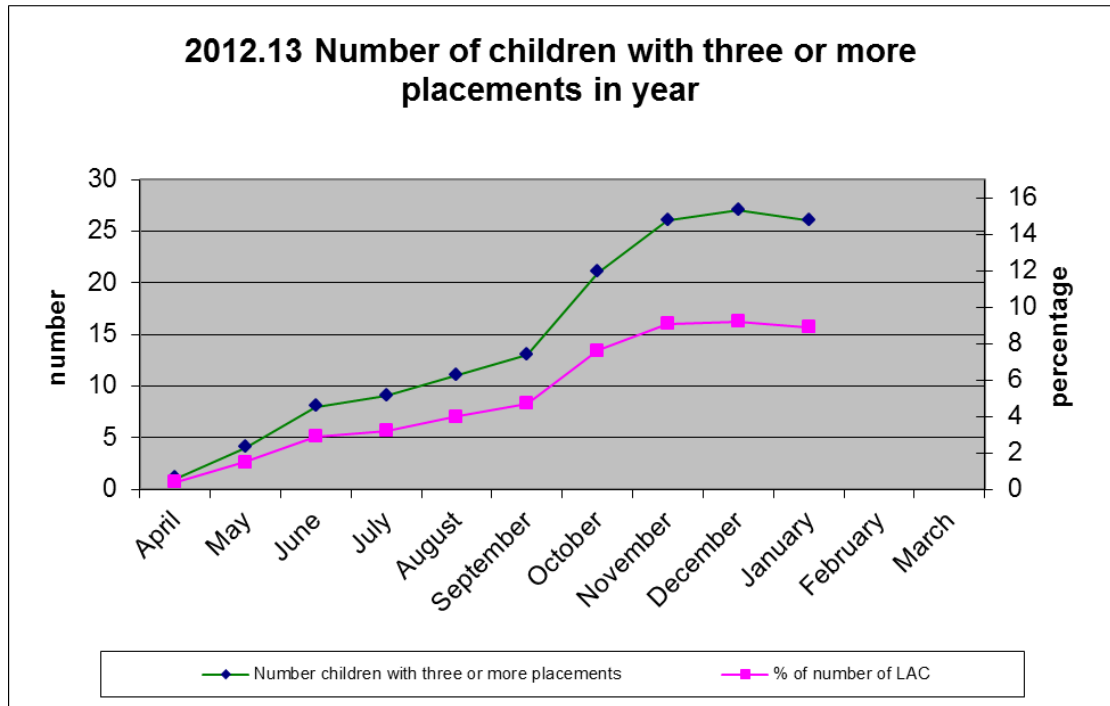
8 Enjoying and Achieving

Data: Stability

Children aged under 16 at 31 March who have been looked after for 2.5 yrs or more and in the same placement for 2 yrs or more

	April	July	October	Feb 14
% in same placement	76.2	72	69.1	62.2
numerator	80	70	65	56
denominator	105	96	94	90

Number of children with 3 or more placements in a year



9 Transitions into Adulthood

Data: Care Leavers: Accommodation and Education, Employment and Training (EET) (Reported Quarterly)

4. CARE LEAVERS		Provisional Year end	Target	Jun 2013	Sept 2013	Dec 2013
	NI147 Care leavers in suitable accommodation %	92	92	83	77.8	86.6
	NI148 Care leavers in education, training or employment	68	66	50	55.6	60.0

Data: Pathway Plans completion rate

Sept 2013: 93%
October 2013: 81.50%
November 2013 71.50%
December 2013 68%
Feb 2014 70%

10. Participation

Data: Participation of young people in their Child Care Reviews

	Q1			Q2			Q3			Q4		
Participation in Reviews	No.	Total	%	No.	Total	%	No.	Total	%	No.	Total	%
Children and young people*	47	50	94.0	49	54	90.7	87	89	97.8	75	77	97.4