



SaferMK Performance Report

April 2012

					Most Similar Group Ranking	
Crime Type	Per 1,000 pop	Current Position	Change YTD	Monthly Direction	Previous Month	Current Month
All crime	6.5	No target	-26.3%	↓	14	13
Serious Acquisitive Crime	0.93	Above	-23.9	↓	12	12

All crime

Figures for all crime have started the year positively with a 16% decrease month on month, and a ytd reduction of 26%. There were positive reductions in a number of areas including burglary dwelling, vehicle crime and overall SAC.

SAC

There was a 24% decrease in SAC month on month, with levels 27% lower than this time last year. Both burglary dwelling and vehicle crime fell during the period levels of robbery offences are the same as last year.

Deliberate Fire Data

	Month on month	YTD	Per 100,000 direction cumulative
Primary	↑	-45%	↓
Secondary	↓	-67.4%	↓
FAM	↓	-62.5%	↓

Overall deliberate fires saw a decrease from both the previous month and YTD. Secondary and FAM's saw decreases YTD by over 60% and month on month decreases of 42% and 25% respectively. Primary fires however recorded a small increase of two incidents month on month but still started the year positively with a 45% reduction YTD.

Hate Crime

	Total Hate Crime	Racist	Disabilist	Faith related	Homophobic	Transphobic
Number recorded	34	27	2	1	5	0
Month on month	↑	↑	↑	↓	↑	↔
YTD per 100,000	-15%	-20.6%	+100%	-80%	+100%	-100%

Year to date we are recording a decrease overall hate crime, there have been positive increases in both disabilist and homophobic incidents, although still by very low numbers. The month on month figures are however slightly more positive with only one area recording a decrease (Faith related n1) and transphobic recorded zero incidents both this April and last April.

Tackling domestic violence

Targets

- Reduction of repeat incidents
- Promote early identification of domestic violence cases and provide quality interventions to the victims, perpetrators and families affected.

Methods

- Intensive support to high risk and medium risk victims
- Complete gap analysis of current interventions
- Provide early intervention and risk assessment with all domestic violence referrals
- Develop and maintain community perpetrator programmes
- Monitor repeat incidents of domestic violence to consider patterns
- Assess effectiveness of interventions
- Share lessons learnt from reviews to provide education and awareness raising

Main achievements

1.	Additional IDVA funding secured for next 3 years
2.	DSV coordinator post funded until June 2013
3.	Domestic abuse review to go ahead Sept 2013
4.	Brook – healthy relationships pilot in schools in MK due to commence Autumn 2012
5.	ACE/Neighbourhood employment programme funding for freedom programme
6.	Standing together – supporting and reviewing the DSVDG
7.	Funding for Freshstart until March 2013

High Risk MARAC Cases (cumulative)

Current Status – **GREEN**

	Apr-12	May-12	Jun-12	Jul-12	Aug-12	Sep-12	Oct-12	Nov-12	Dec-12	Jan-13	Feb-13	Mar-13
No of cases reviewed	16											
Repeat cases	0											
Repeat Rate ¹	0%											
Previous repeat rate	22.2%	17.5%	16.7%	20.3%	23.1%	21.9%	20.7%	20.9%	22.7%	23.2%	23.3%	21.6%

Distance from target

- >24% **within target**

All repeat incidents (cumulative)

Current Status - **GREEN**

	Apr-12	May-12	Jun-12	Jul-12	Aug-12	Sep-12	Oct-12	Nov-12	Dec-12	Jan-13	Feb-13	Mar-13
Total no of incidents	464											
Repeat cases	210											
Repeat Rate	45.3%											
Previous repeat rate	47.6%	45%	46.1%	46%	44.8%	45.4%	45.2%	45.4%	45.5%	45.3%	44.3%	44.5%

¹ The colour denotes this year's repeat rate against the previous year.

Distance from target

- **>48% within target**

There were 16 cases referred to MARAC in April 2012, with no repeat cases recorded, the number of cases this year was 15 lower than the previous April.

The repeat rate for all cases was 45% this is a decrease on the previous year by 2.3 percentage points, but a marginal increase on the previous month by 1.2 percentage points. The number of cases increased by one from the previous month and the number of repeat case increased by five.

Children and DV

TVP Data

	Total no. of incidents	% of incidents with a child	No of incidents	No of children
Apr-Jun11	1394	49%	686	1361
Jul-Sep 11	1451	49%	717	1352
Oct-Dec 11	1262	47%	595	1306
Jan-Mar 12				

Q4 Data not received.

CSC Data

Data not received

Tackling drug and alcohol misuse

Targets

- Increase the numbers of adults and young people into treatment and recovery services
- Increase the numbers of adults and young people successfully completing treatment

Methods

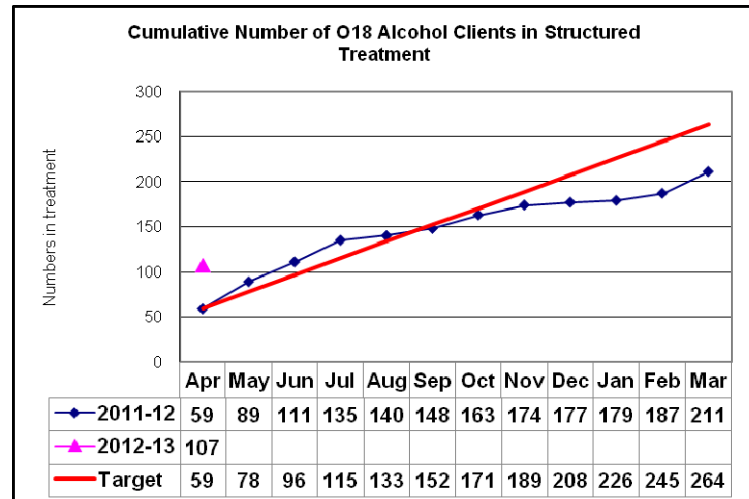
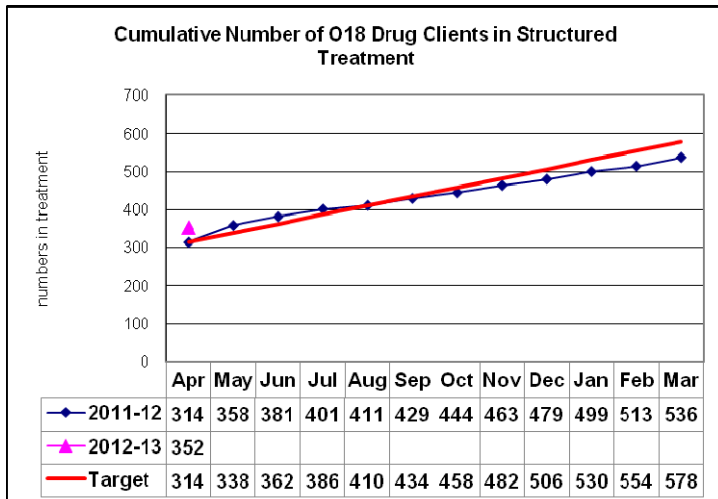
- Maintain and develop intensive and timely support and treatment programmes for adults and children
- Disrupt supply of Class A drugs
- Promote responsible drinking
- Education and awareness raising

Main achievements

NO ACTION PLAN RECEIVED

Adults

Current Status Green



Please note that the monthly figures are for clients in structured treatment, however the target is for clients in effective treatment. It is estimated that 90% of the structured clients are in effective treatment.

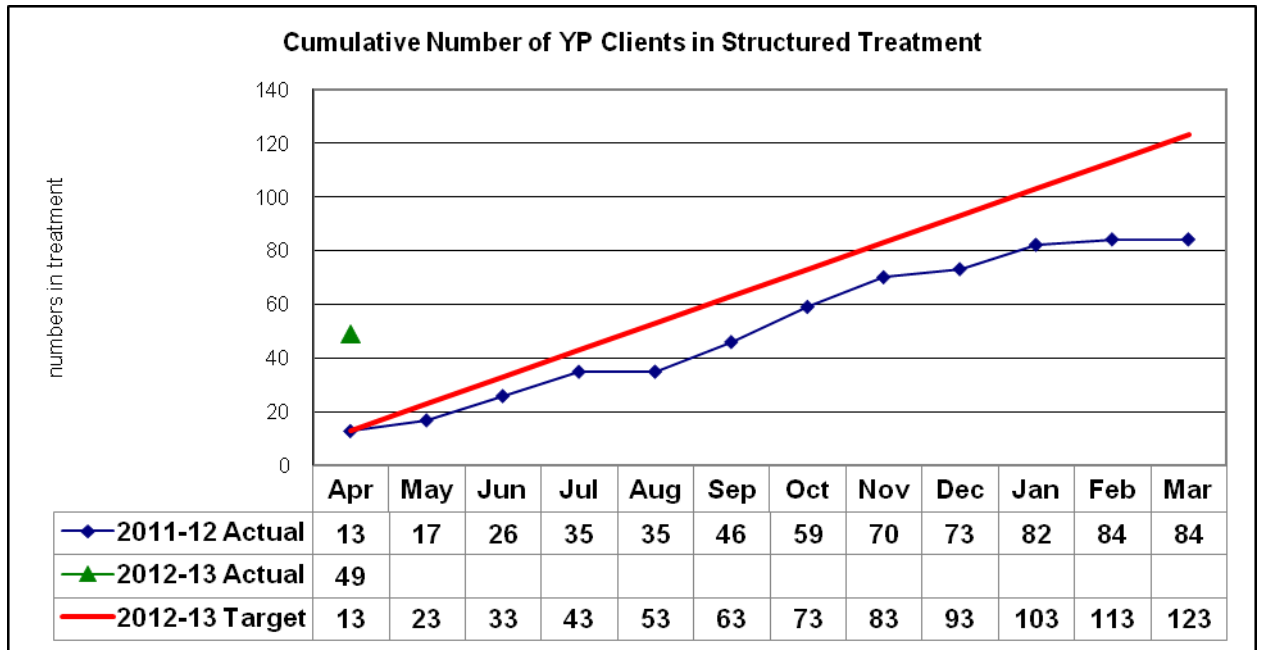
Distance from target

- Drug clients =<314 - +12%
- Alcohol clients =<59 - +81%

The number of adults in structured treatment for both drugs and alcohol ended the previous year below target. However the year has started on a much more positive note and both areas have ended month one above target and above the figure for the previous year. The number of drug clients is 12% above target and alcohol is a more significant 81% above target. Work is continually being done with CRI and Compass through the Joint Commissioning Group, to improve service levels and ensure targets are met.

Young people

Current status – GREEN



Distance from target

- Total no. =<13 – +276%

The above chart looks at the number of young people in structured treatment, which includes both drugs and alcohol. The number recorded in April, far exceeds the total recorded last April and also the target, however this will need to be maintained and the numbers will need to keep increasing every month to achieve the final year target.

Current Status Red

	Apr-12	May-12	Jun-12	Jul-12	Aug-12	Sep-12	Oct-12	Nov-12	Dec-12	Jan-13	Feb-13	Mar-13
% adults successfully leaving treatment (of those exiting)	38.5%											
% YP successfully completing treatment (of those exiting)	91%											

Distance from target Adult

- =<48% -2.5%

Distance from target YP

- =<80% +11%

The number of adults successfully exiting treatment stands at 38.5% which is 2.5 percentage points below the target for 2012/13. The number of young people successfully completing treatment however, has exceeded target in the first month of the year by 11%

Tackling anti-social behaviour

Targets

- Reduce Anti-Social Behaviour
- Increase customer satisfaction of multi-agency approach to anti-social behaviour

Methods

- Establishing a clear definition, risk assessments and procedures
- Unify data collection, analysis and case recording
- Establish hub management of serious ASB
- Maintain and develop intensive support for vulnerable victims/witnesses
- Training and education across all agencies and sections of the community

Main achievements

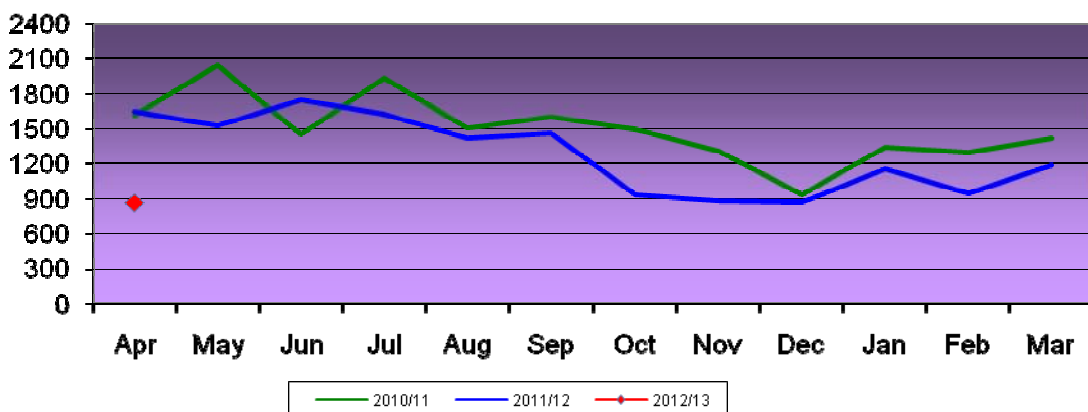
1.	The ASB case management is new and running well with appropriate member representation.
2.	Partners are in agreement with progressing the pro-social approach.

Current Status **Green**

	TVP Reports	MKC Reports	Combined Reports
Current Month	564	300	864
Month on month	-8.4%	-47%	-27.2%
Year to Date	-42.9%	-54.7%	-47.6%

The number of ASB incidents reported to both the police and the council are still decreasing and began the year with positive reductions. Police recorded ASB fell by 8.4% month on month and 43% YTD. Council ASB is currently subject to a data lag for flytipping reports and as this figure is generally in the region of 200+ reports per month; this is likely to skew the figures, so the current reduction of 47% month on month and YTD reduction of 55% are subject to change once reports are logged.

Police and Council Recorded ASB



Awaiting additional data (hotspot data from May 12)

Reducing re-offending

Targets

- Significantly reduce re-offending by persistent offenders
- Rehabilitate and reintegrate young and adult offenders into communities

Methods

- Maintain joint working through the Integrated Offender Management Team - working intensively with persistent offenders
- Support the work of the Youth Offending Team and Children and Young People's Services in preventing and tackling offending behaviour
- Support vulnerable adults to prevent offending behaviour
- Assist persistent offenders in accessing appropriate and suitable accommodation
- Assist offenders in gaining training, education and employment persistent offenders
- Assist offenders in receiving treatment to reduce and abstain substance misuse including drugs and alcohol

Main achievements

1.	Project agreed with the Christian Foundation to work with 18-24 yr olds offenders – high risk if re-offending/high needs group
2.	Probation/P3 Court Linkworker Scheme commences in 18 June.

Data being configured with TV Probation.

CONTEST

Targets

- Respond to ideological challenge and the threat we face from those who promote it.
- Prevent people from being drawn into terrorism and ensure that they are given appropriate advice and support.
- Work with sectors and institutions where there are risks of radicalisation which we need to address.

Methods

- 100 representatives from partner organisations trained in Islamic Awareness Training
- 30 representatives from partner organisations receive WRAP training and are therefore able to identify those who may be being drawn into terrorism
- 20 Madrassah's engaged with supplementary schools project
- Restructure the Channel Board (formally the SVI) and ensure it is fit for purpose
- Initiate training programme for panel members to ensure their understanding of the purpose of Channel
- Develop a training programme to raise awareness of Channel and the referral mechanism for statutory and voluntary organisations .
- Organisation approached and recruited onto the new Tensions Panel
- Reporting mechanism developed
- Grass roots organisations approached and recruited to feed in any intelligence on tensions in the community

Main achievements	
	NO ACTION PLAN RECEIVED

Children and Families

Current status – **Amber**

Output measure	Numbers
100 representatives from partner organisations trained in Islamic Awareness Training	37
30 representatives from partner organisations receive WRAP training	35
20 Madrassah's engaged with supplementary schools network	22

Further data in discussion

Public Place Violence

Targets

- Reduction of robbery offences
- Reduction of assault in a public place

Methods

-

The definition for the two categories is as follows;

- Robbery offences – personal only.
- Assaults – Includes all assaults with and without injury, violent disorder and public order, that are recorded in a public place i.e. no offences that happen within a dwelling or other premise are included in this data set.

(Data from May 12)