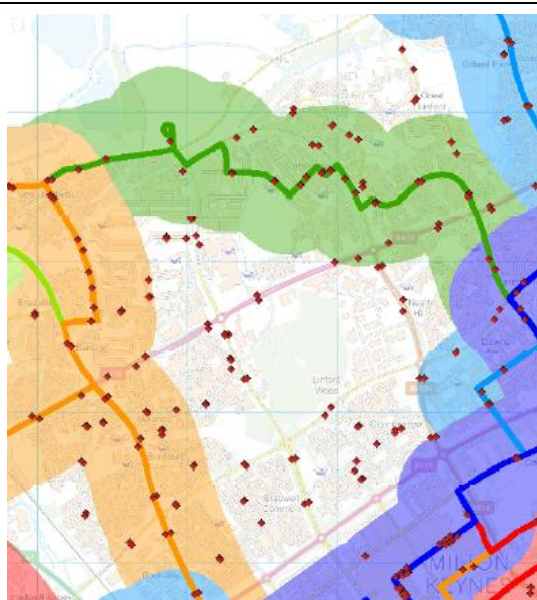
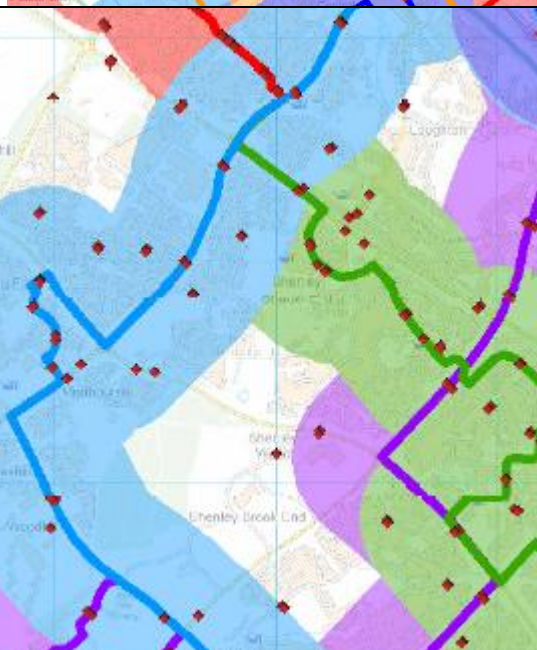
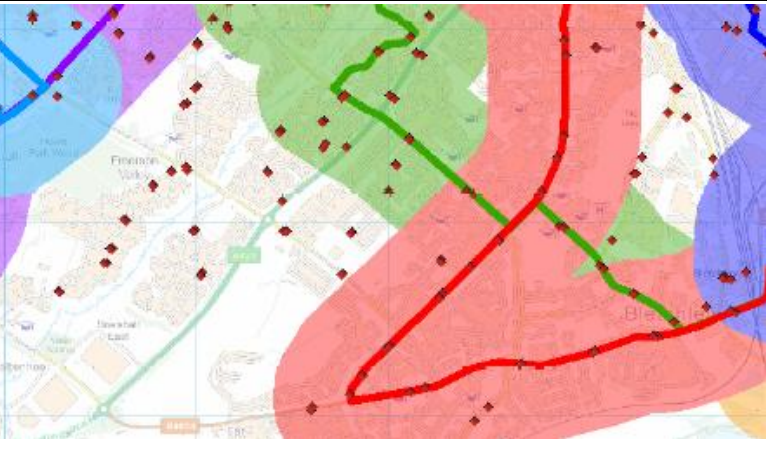
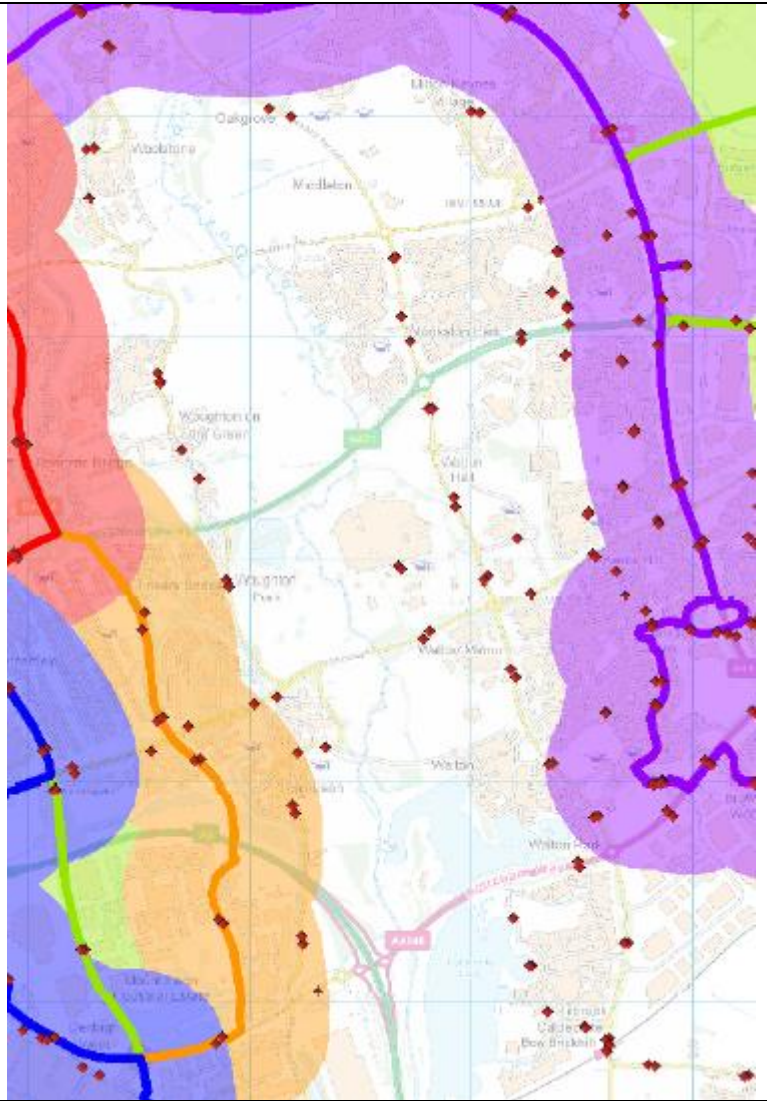


Annex A2

Table – Areas Not Served by Commercial Bus Services

a	Villages to the north of Wolverton (Hartwell, Castlethorpe, Hanslope, Long Street)	
b	Villages to the north of Newport Pagnell (Stoke Goldington, Ravenstone, Olney, Sherington) (NB Olney/Lavendon would probably still have a bus service to Bedford or Northampton, but <u>not</u> to CMK)	
c	An area around Linford Wood, including parts of Stantonbury, Bradwell Common and Conniburrow (currently covered by routes 13, 24/25) and the north end of Great Linford currently covered by route 24/25.	 <p>This map shows the Linford Wood area with various bus routes and service areas. The routes are color-coded: green, orange, pink, and blue. The service areas are shaded in green, orange, and blue. The map includes labels for Linford Wood, Stantonbury, Bradwell Common, and Conniburrow.</p>
d	Parts of Crownhill, Loughton and Shenleys (on routes 24/25 and 28) including Shenley Wood Extracare	 <p>This map shows the Crownhill, Loughton, and Shenleys area with various bus routes and service areas. The routes are color-coded: blue, green, and purple. The service areas are shaded in blue, green, and purple. The map includes labels for Crownhill, Loughton, Shenleys, and Shenley Wood Extracare.</p>

e	<p>Tattenhoe and Emerson Valley (on routes 24/25 and 28) Parts of Whalley Drive/Sherwood Drive (on routes 24/25)</p>	
f	<p>Woolstone/Woughton on the Green/Simpson (route 18) the V10 to Caldecotte via Open University (route 11/12)</p>	
g	<p>Bow Brickhill (route 17)</p>	
h	<p>Links into Bletchley to/from the OU Walnut Tree and Kingston would also be lost</p>	
i	<p>There are many other local links that would be lost in this scenario:</p> <ul style="list-style-type: none"> • Crownhill - Shenley Church End 	

	<ul style="list-style-type: none"> • Shenley Church End/Loughton/Shenley Lodge/Shenley Wood – Westcroft • Tattenhoe – Furzton – Hospital (only available by change at Bletchley) • Tattenhoe direct to CMK (only available by change at Westcroft) • Newport Pagnell – Kingston
k	School links to Stantonbury Campus on routes 30/31 would also be lost.
j	There would also be reductions in evening and Sunday journeys affecting 2, 4 and 8.