



Buckinghamshire & Milton Keynes Fire Authority

MAKING YOU SAFER

PREVENTING PROTECTING RESPONDING

WWW.BUCKSFIRE.GOV.UK

Briefing to Milton Keynes Council





Jason Thelwell – Chief Fire Officer



CURRENT RESOURCING

A map to show our station locations and duty systems, the number of fire appliances (fire engines) by type of cover and specialist appliances by location

● Rectangular Snip

-  Full-time
(crew based on station)
-  On-call
(crew live/work <5 mins from station)
-  Spare
-  Training school

- sfu – small fires unit
- boat – water rescue
- Aer – aerial appliance
- BA – breathing apparatus support van
- O – operational support unit
- I – incident response unit (decontamination)
- RSV – rescue service vehicle
- CC – command & control bus
- d – fire investigation dog van
- USAR – urban search and rescue
- CS – community safety exhibition unit
- WFm – water & foam tanker
- HL – high volume hose layer

○ Day —● Night



Our **Whole-time** stations provide full-time emergency response cover 24/7, every day of the year. These stations also have additional capacity offered by 'on-call' fire-fighters available on a 5 minute turn-out time.

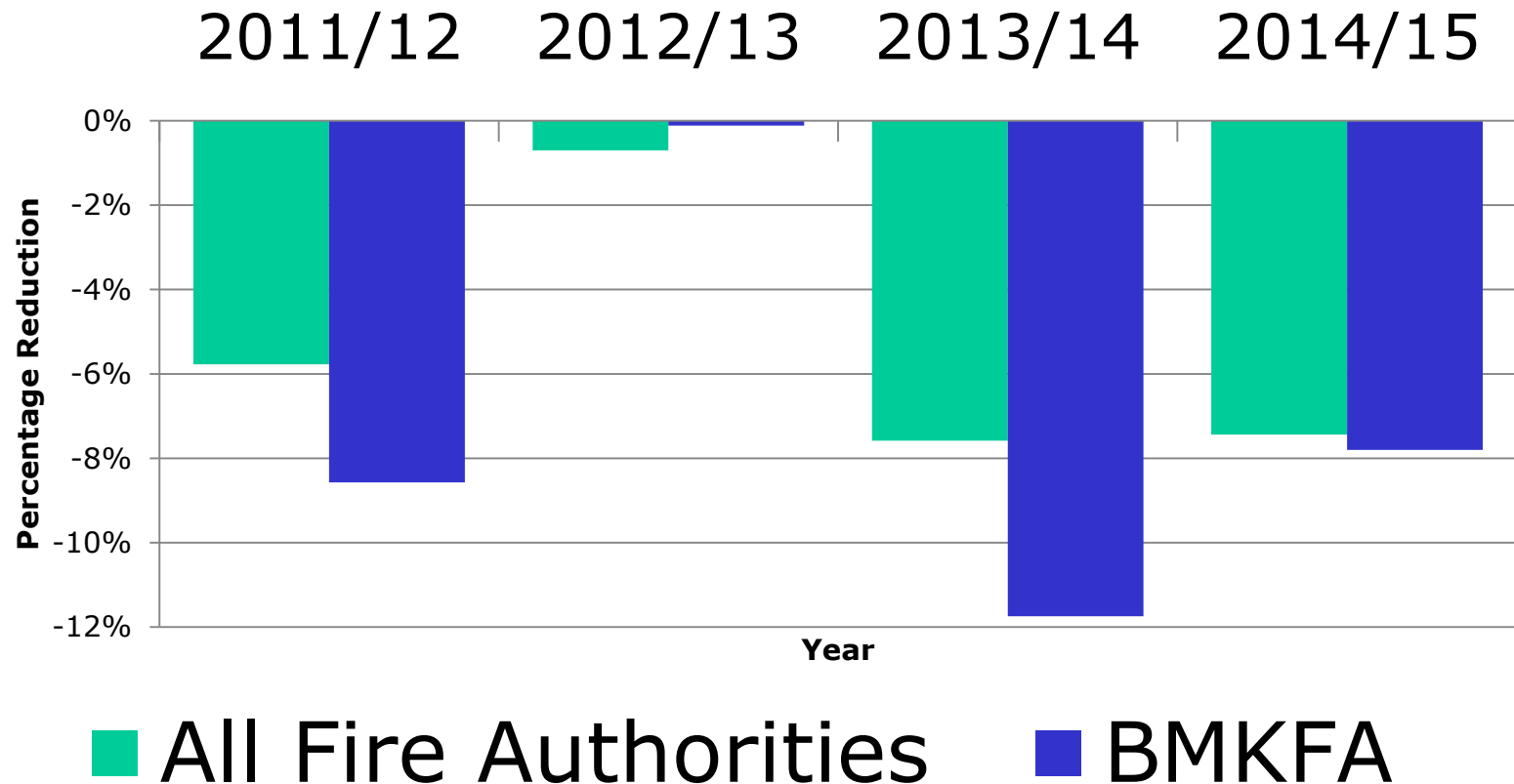
Our **Day-crewed** stations provide full-time cover during the day (08:00-18:00 hours) and On-Call cover at night (18:00-08:00 hours).

Our **On-Call** stations use firefighters who live/work in the area and come in as and when required. Usually they must be within 5 minutes of the station.

We also operate an emergency control room function which deals with calls for assistance although this will be migrating to a new shared facility with Royal Berkshire and Oxfordshire at the end of 2014.

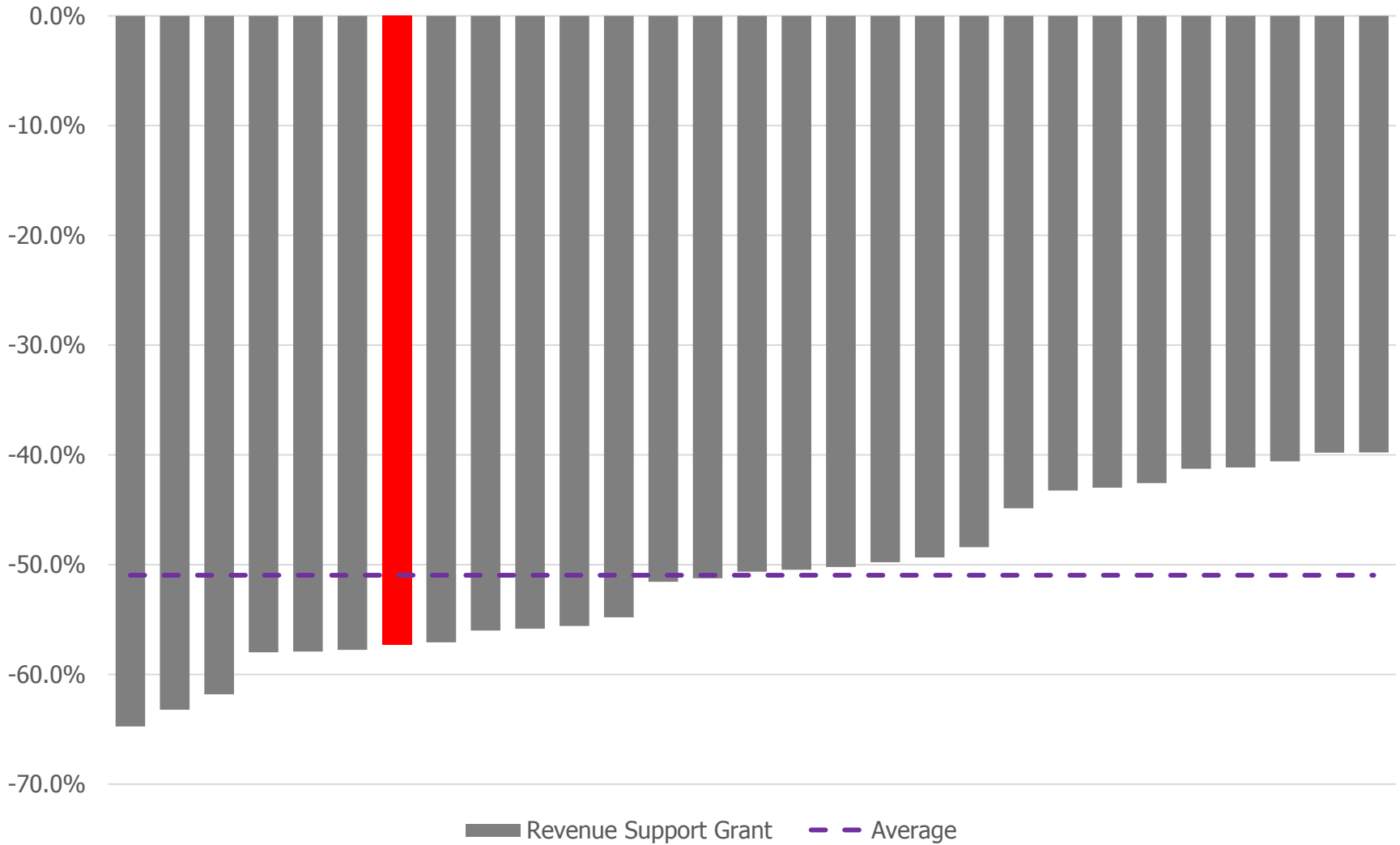


Government funding



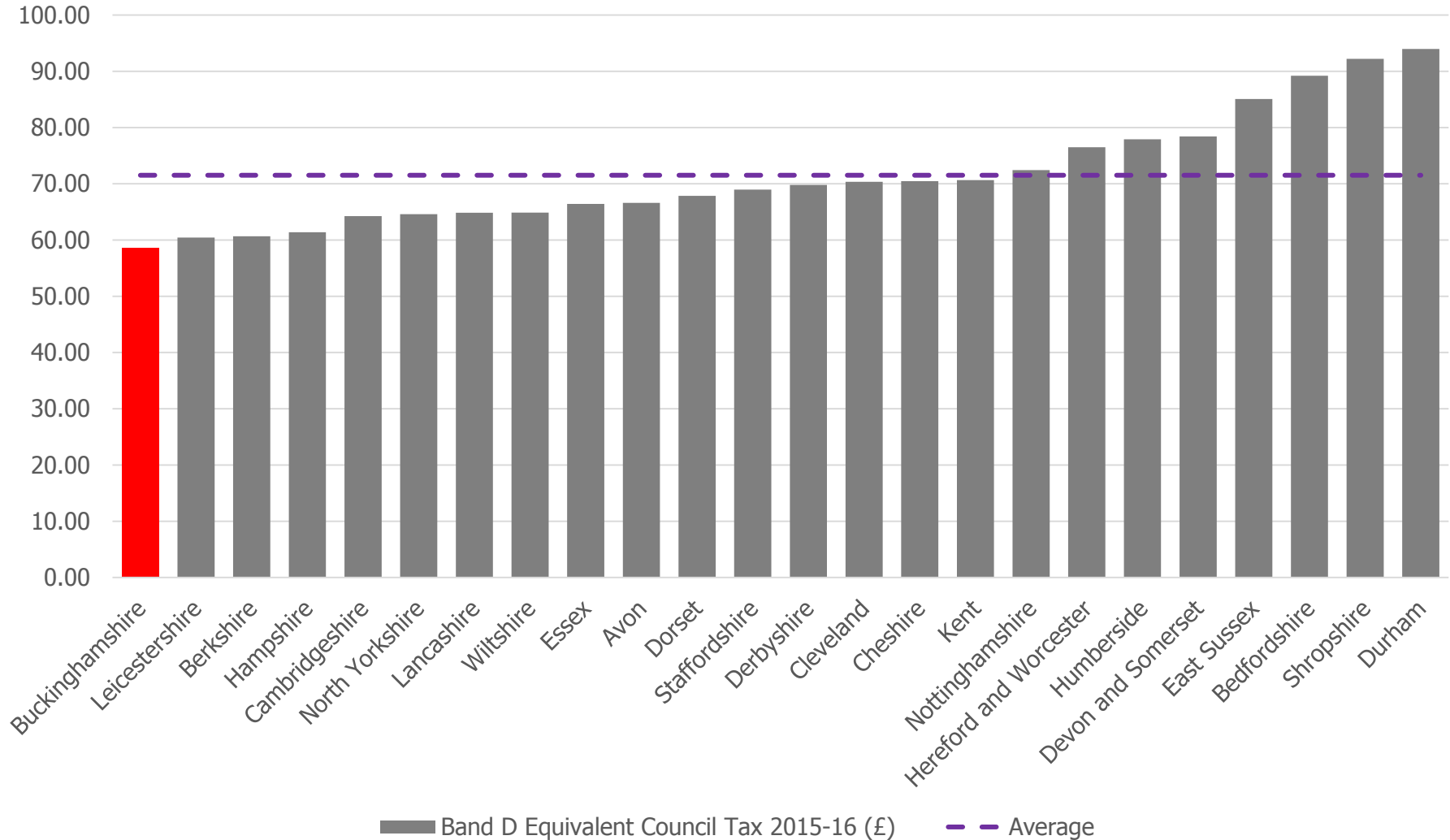


Percentage Change in Revenue Support Grant 2015/16 to 2019/20





Band D Equivalent Council Tax 2015-16 (£) All Combined Fire Authorities [Source: CIPFAstats]





What changes have we made?

- Reduction in the number of councillors on the Fire Authority.
- Member led budget challenge.
- Innovative crewing solutions – Bank System saving money, flexibility and increasing availability.
- USAR and specials delivered in a different way.
- Training Framework and Professional Partnership.



What changes have we made?

- Lowest number of managers and never got so much done.
- Encouragement for savings to come from right across the Authority area.
- We pay less for energy than we did 5 years ago through investing in green energy.
- Treasury management – we get more for our money in interest than we did before.
- Gain share arrangement for reductions in staffing.

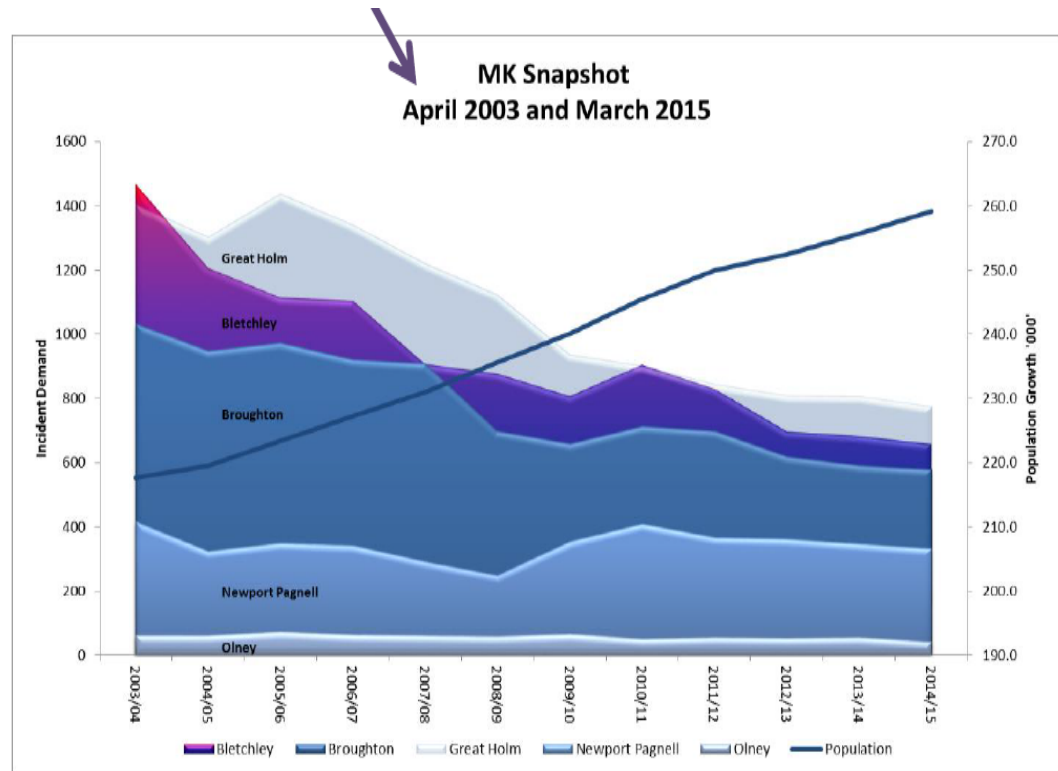


Milton Keynes continues to change

Number of incidents per 10,000 population

	2003/04	2014/15	% Difference
Buckinghamshire	146	74	↓ 49%
Milton Keynes	201	92	↓ 54%
Bletchley	67	25	↓ 62%
Broughton ₂	47	22	↓ 53%
Great Holm ₃	65	30	↓ 54%
Newport Pagnell	19	13	↓ 32%
Olney	3	2	↓ 33%

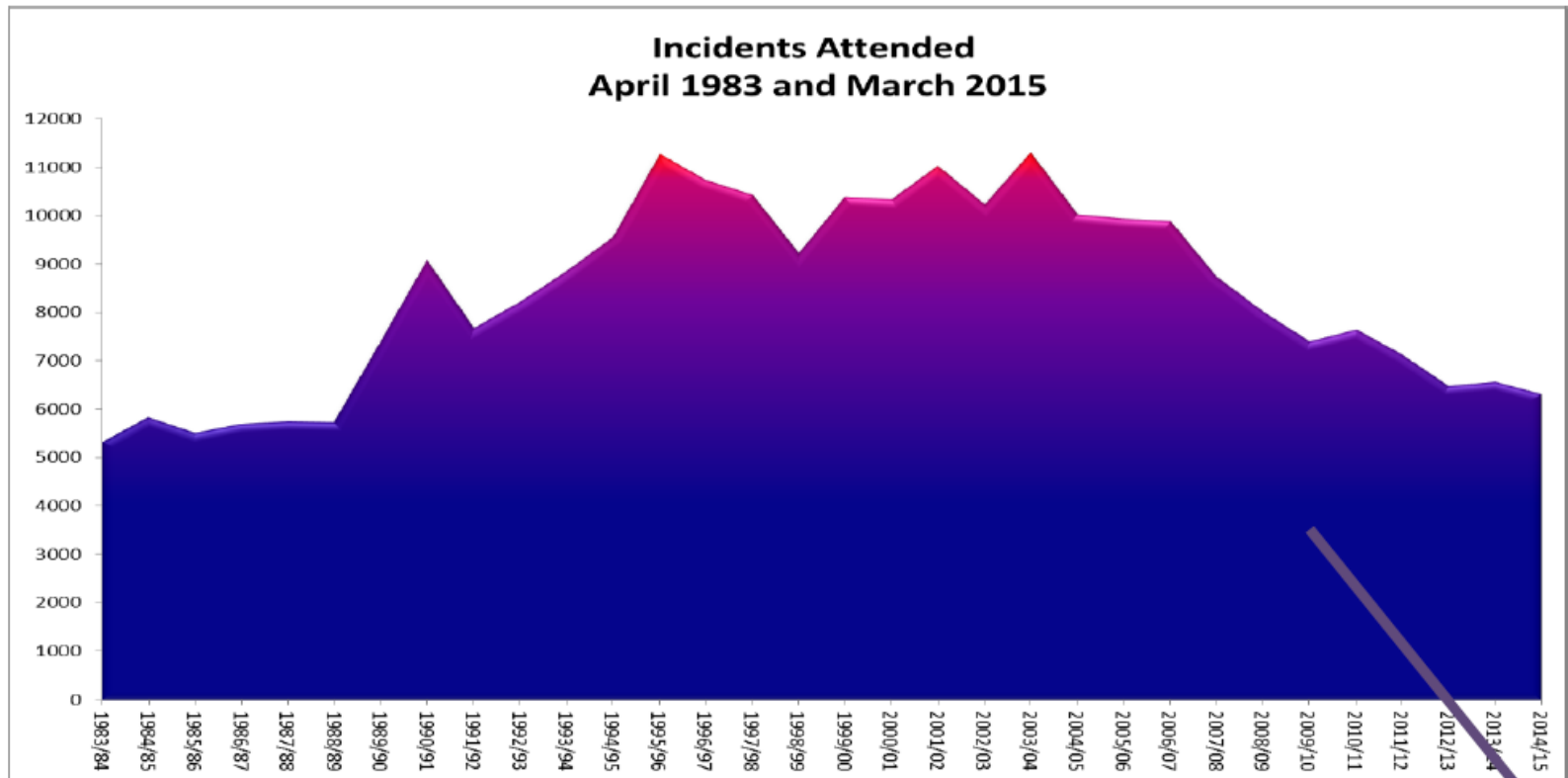
- MK Snapshot coincides with the enactment of the Fire Services Act 2004
- 1986 Broughton changed from day crew to whole time
- 1989 Great Holm opened





Milton Keynes continues to change

Demand – MK Demand Profile 2003 – 2015 – Figure 9





Buckinghamshire & Milton Keynes Fire Authority

MAKING YOU SAFER

PREVENTING PROTECTING RESPONDING

WWW.BUCKSFIRE.GOV.UK

Preventing and reducing fires in our community

- We have gone to 6% fewer accidental dwelling fires in MK this year compared to this time last year.
- We have gone to 6% fewer primary fires in business in MK this year compared to this time last year.
- The number of incidents we have attended where people have been killed or seriously injured in RTCs has reduced by around 50%



Prevention and call reduction

- The number of false alarms we have attended has reduced by a further 35% this year.
- The total number of incidents attended in Milton Keynes is down by 5% on this year (to 2225 incidents). This continues the overall continued drop in demand.
- The number of persons released from vehicles involved in RTCs has reduced by 12%



Saving lives in other ways



- Attending 1000's of medical emergencies every year.
- Defibrillators on every front line fire engine and fire stations.
- Newport Pagnell to go live with co-responder in May
- Plans to attend cardiac arrests in Milton Keynes area this year



Results

- Saved more lives than ever before due to Co-Responding.
- Reduced staff numbers by 22% in 5 years
- Fire engine availability has got better.
- Attendance times have got better



Results from collaboration

- Sharing fire stations with Police.
- Shared response with SCAS
- Shared procurement with other Fire services.
- Shared information governance and finance



What have we not done?

- Removed one fire engine.
- Made one Firefighter redundant.
- Reduced our attendance standards
- The cost of the fire and rescue service to the local tax payer was £59.13 in 2010 and is £59.70 this year.



Results across the whole service

- Deliberate fires have been reduced by 56% in the last 5 years.
- Fires in non domestic buildings reduced by 33%.
- Accidental dwelling fires are now lower than they were in 2010/11.
- 100% of residents questioned, very satisfied or fairly satisfied with our service.
- Lowest Band D council tax for any Combined Fire Authority in the country.



Buckinghamshire & Milton Keynes Fire Authority

MAKING YOU SAFER

PREVENTING PROTECTING RESPONDING

WWW.BUCKSFIRE.GOV.UK

“We look to the future
as that is where we will
spend the rest of our
lives”



Buckinghamshire & Milton Keynes Fire Authority

MAKING YOU SAFER

PREVENTING PROTECTING RESPONDING

WWW.BUCKSFIRE.GOV.UK

Thank you